

# NUTRICIA



## NEOCATE SYNEO PARENT GUIDE



CLICK  
HERE TO  
VIEW

**(NUTRICIA)**  
**NEOCATE SYNEO**  
**PARENT GUIDE**

This information is intended for parents or carers of children who have been prescribed Neocate Syneo.

**WELCOME**

Welcome to your Neocate Syneo Parent Guide. Inside this booklet you will find all of the information that you will need to get your baby started on Neocate Syneo.

**(NUTRICIA) Neocate SYNEO**

### WHAT IS NEOCATE SYNEO?

Neocate Syneo is an amino acid based, hypoallergenic formula with additional friendly bacteria, designed for infants with Cow's Milk Allergy.

It is prescribed for the dietary management of Cow's Milk Allergy (CMA), IgE-mediated food allergy, IgG4-mediated food allergy and other conditions on a case-by-case basis. Please consult your doctor for more information.

Neocate Syneo is not intended for use as a sole source of nutrition for infants. It is intended for use as a complementary feeding strategy in the home. It is not intended for use as a sole source of nutrition for infants with a medical condition. Neocate Syneo does not meet your baby's complete nutritional requirements.



## APTAMIL PEPTI SYNEO PARENT GUIDE



CLICK  
HERE TO  
VIEW

**(NUTRICIA)**  
**APTAMIL PEPTI SYNEO**  
**PARENT GUIDE**

This information is intended for parents or carers of children who have been prescribed Aptamil Pepti Syneo.

**WELCOME**

Welcome to your Aptamil Pepti Syneo Parent Guide. Inside this booklet, you will find all of the information that you will need to get your baby started on Aptamil Pepti Syneo.

**APTAMIL PEPTI SYNEO**

### WHAT IS APTAMIL PEPTI SYNEO?

Aptamil Pepti Syneo is an extensively hydrolysed, hypoallergenic formula with additional friendly bacteria, designed for infants with Cow's Milk Allergy.



**NUTRICIA**

# NEOCATE SYNEO PARENT GUIDE



This information is intended for parents or carers of children who have been prescribed Neocate Syneo by a Healthcare Professional.

Neocate Syneo is a Food for Special Medical Purposes for the dietary management of Cow's Milk Allergy, Multiple Food Protein Allergies and other conditions where an amino acid based formula is recommended. It must be used under medical supervision after full consideration of all feeding options, including breastfeeding.

Accurate at time of publication: February 2020



**NUTRICIA**  
**neocate**<sup>®</sup>  
**SYNEO**

# WELCOME

Welcome to your Neocate Syneo Parent Guide. Inside this booklet, you will find all of the information that you will need to get your baby started on Neocate Syneo.



# WHAT IS NEOCATE SYNEO?

Neocate Syneo is an amino acid-based, hypoallergenic formula with additional friendly bacteria, designed for infants with Cow's Milk Allergy.

It is prescribed for the dietary management of Cow's Milk Allergy (CMA), Multiple Food Protein Allergies (MFPA) and other conditions that require an Amino Acid-based Formula (AAF).

Neocate Syneo does not contain any cow's milk protein, so eliminates the possibility of a reaction in babies allergic to this protein. It is manufactured in a cow's milk-free environment and packaged in a protective atmosphere to provide a high quality product.

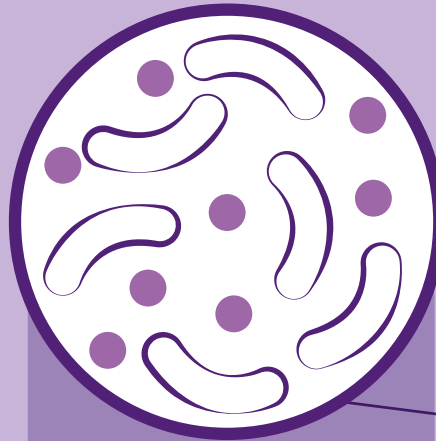
Neocate Syneo can meet your baby's complete nutritional requirements.




# WHAT ARE FRIENDLY BACTERIA?

The friendly bacteria in Neocate Syneo are called "*Bifidobacterium breve* M-16V (*B. breve* M-16V)". These bacteria do not contain any milk protein which makes them suitable for babies with Cow's Milk Allergy (CMA). The friendly bacteria have been studied extensively by scientists and have been shown to be not only safe but also well tolerated by babies with CMA.

The preparation instructions for Neocate Syneo are different from standard formula, so it is important to check the instructions on the label and follow them carefully. Neocate Syneo is prepared using boiled water which has been cooled down to room temperature - this is because boiling water can kill the friendly bacteria, and stop them from working.



Lots of bacteria live in your baby's tummy



# WHY HAS MY BABY BEEN PRESCRIBED NEOCATE SYNEO?

Neocate Syneo has been prescribed by your Doctor or Dietitian because your baby has been diagnosed with Cow's Milk Allergy or another condition which requires an Amino Acid-based Formula.

# HOW LONG WILL NEOCATE SYNEO TAKE TO WORK?

Scientific studies show that your baby's symptoms can start to resolve as quickly as 3 days after starting an Amino Acid-based Formula like Neocate Syneo, but some symptoms may take up to 14 days, or longer.

All babies are different and symptom resolution will depend on the severity of the allergy and what symptoms your baby may have.

When you first start giving Neocate Syneo to your baby it is important to persevere, without introducing any other formula or food, unless otherwise advised by your Doctor or Dietitian.

If you do not see some symptom improvement after 14 days, please consult your Doctor or Dietitian.

If you are encountering difficulties getting your baby to take Neocate Syneo, try some of the tips in the 'Helpful hints & tips' section.








## GETTING STARTED

Due to their special formulation, hypoallergenic formulas such as Neocate Syneo will **taste** and **smell different** to standard infant formulas. This is nothing to worry about and your baby will most likely adjust to the new taste and smell.

This adjustment period is likely to take up to **one week** (See 'Introducing a baby to Neocate Syneo' section). Younger babies (less than 6 months) will generally adapt to the new taste quicker than older babies who have been on breast milk or standard infant milk formula for longer.



# PREPARATION INSTRUCTIONS



THE PREPARATION INSTRUCTIONS FOR NEOCATE SYNEO DIFFER TO STANDARD FORMULAS YOU BUY IN A SUPERMARKET. **PLEASE ALWAYS CHECK THE INSTRUCTIONS ON THE LABEL AND FOLLOW THEM CAREFULLY.**



Wash hands thoroughly and clean preparation area. Sterilise bottles and teats.



Boil fresh water for five minutes or until an electric kettle switches off.



Pour the required amount of water into a sterilised feeding bottle. Cover the bottle with the cap and **cool down to room temperature.**



Before adding the formula make sure the water is at the correct temperature by placing a few drops on the wrist. It should feel slightly cool to the touch.



Fill the scoop provided with Neocate Syneo and level off with a clean, dry knife. Do not press the powder into the scoop. Only use the scoop provided (approximate weight is 4.8g). Add the prescribed number of scoops of Neocate Syneo to the water.




Replace the cap on the bottle and shake until the powder dissolves.



# PREPARING NEOCATE SYNEO

For best results:

- Neocate Syneo should be made up as needed and prepared immediately prior to feeding.
- Formula remaining in the bottle after one hour of feeding should be discarded.
- Try to keep all the utensils you use to make up Neocate Syneo separate and do not use them for anything else.
- Before using, make sure that all your utensils (i.e. bottles, steriliser, teats etc.) are thoroughly washed and sterilised. This is especially important if they have previously been used to make up another infant formula.




## How long will it take to cool water to room temperature before adding Neocate Syneo?

The time it takes the water to cool down to room temperature will depend on the volume of water in the bottle and the temperature of the room where you are making up the formula.

A helpful tip is to test the temperature of the water on the back of your wrist - room temperature water will feel slightly cool to the touch. At this point you can add the Neocate Syneo powder and shake thoroughly.

To cool the water to room temperature more quickly, you can place the closed bottle in a cold water bath, or hold under cold running water until the water inside the bottle reaches room temperature.



### Important notice:

- Do not boil the formula and do not use a microwave oven to prepare or warm formula.

## Why is Neocate Syneo prepared differently to other formula milks?

It is important to follow the preparation instructions carefully for Neocate Syneo. The preparation instructions for Neocate Syneo differ to standard formulas you buy in a supermarket and some other hypoallergenic formulas.

Mixing the formula with boiled water cooled down to room temperature is important as mixing at a higher temperature may kill the friendly bacteria and stop them from working.

## How long can I use Neocate Syneo for after the tin is opened?

Sealed tins of Neocate Syneo should be stored in a cool, dry place and used by the expiry date, which is located on the bottom of each tin. After the tin is opened, it should be used within 2 weeks.

## Can Neocate Syneo be prepared in advance?

We recommend that ideally Neocate Syneo should be fed immediately after mixing. Any prepared Neocate Syneo not consumed within 1 hour after the baby has started feeding from the bottle should be discarded.

If you need to prepare Neocate Syneo in advance, the feeds should only be left at room temperature (out of the fridge) for a maximum of 4 hours.

Prepared Neocate Syneo can be refrigerated at 2-4°C immediately after mixing and should then be used within 24 hours.

**Remember: do not microwave Neocate Syneo!**

## Can I warm Neocate Syneo that's been refrigerated?

**Yes**, although we recommend doing so carefully, if you make Neocate Syneo too warm it may stop the friendly bacteria from working.

If you choose to warm Neocate Syneo back up to room temperature, do not use a microwave oven. Gently warm cold formula by placing the closed bottle of feed in a warm water bath, or by holding the closed bottle of feed under warm, running water. Avoid heating the Neocate Syneo above room temperature so as not to kill the friendly bacteria.



# WHAT TO EXPECT WHEN FIRST USING NEOCATE SYNEO

When your baby starts taking Neocate Syneo you may notice some changes such as trapped wind or a change in their poo. This can be common and is just your baby's body getting used to digesting Neocate Syneo.

## ✓ Formula appearance

Neocate Syneo can appear less “milky” than other formulas. Don't be tempted to add extra powder to change the appearance unless advised otherwise by your Doctor or Dietitian; this is how it is supposed to look.

## ✓ Altered stool frequency and colour

You may notice some initial changes in your baby's stools e.g. colour, consistency and smell when your baby moves on to Neocate Syneo. These changes may take a few days to weeks to settle.

Always speak to your child's Doctor or Dietitian if your child's stools are black in colour or if they are overly hard and dry and your child seems to have trouble passing them.

## ✓ Wind


In the first days or weeks of use, your baby may also have more wind or flatulence, which may cause some temporary discomfort or fussiness. This is common and should settle.

## ✓ Increased appetite

Your baby may start drinking larger amounts of Neocate Syneo once their allergy symptoms have resolved. This is to be expected, especially if your baby is underweight for his/her age. Continue to feed on demand, unless otherwise directed by your Doctor or Dietitian.



If in any doubt, always contact your child's Doctor or Dietitian for advice.



## It is possible that your child might not appear to like the taste of Neocate Syneo when it is first introduced.

This may be due to your child having learnt to associate feeding with unpleasant symptoms of their allergy rather than not liking the taste – this should improve as your child starts to feel better following the introduction of Neocate Syneo.



Remember that infants don't have a fully developed sense of taste and their perception of flavour is different to that of an adult.



# HELPFUL HINTS AND TIPS

**It can take up to 14 days before you start to notice a change in your baby's symptoms**

- \* Introduce Neocate Syneo as soon as possible after it has been prescribed.
- \* Try to make sure your baby is hungry/thirsty when introducing Neocate Syneo for the first time.
- \* If your baby has delayed type reactions or is switching over from a different hypoallergenic formula you can introduce Neocate Syneo gradually with the other formula your baby is currently taking (check the next section on gradual transitioning from your current formula onto Neocate Syneo).
- \* If your baby is over 6 months old and able to drink out of a beaker, try offering Neocate Syneo from a covered beaker.
- \* When your baby starts to show signs that they're ready to start weaning, talk to your baby's Doctor or Dietitian who will advise you. Neocate Syneo can be added to certain weaning foods (see Neocate Syneo Recipe Book); however, you should always speak to your baby's Doctor or Dietitian before introducing weaning foods to your baby.
- \* If any of the above tips do not work and you have tried offering Neocate Syneo for over 1 week, discuss with your Doctor or Dietitian whether you can add anything to the formula to help your baby accept it.





# INTRODUCING A BABY TO NEOCATE SYNEO



- Always follow the advice from your Healthcare Professional.
- From approximately 4-6 months onwards, you may find that your baby will not easily accept a change in formula. This is common and it can take several attempts to introduce a new taste.
- If your baby does not successfully manage a straight switch of formula, the following simple guide has been developed to help you with this transition over time. For some children, this may need to be done very slowly.
- Once you begin the transition, avoid returning to the original formula if your baby refuses the next step.
- Please see the simple transition guide opposite as an example. It is important to remember however that your child needs to fully transition over to Neocate Syneo and stop the original formula.
- Your Dietitian may advise you to make the proportions smaller or larger depending on the needs of your child or they may advise a different way of introducing Neocate Syneo. Always follow the advice of your Healthcare Professional.

## TRANSITIONING FROM BREAST MILK TO NEOCATE SYNEO


In certain circumstances, your Doctor or Dietitian might decide that topping up breastfeeds with Neocate Syneo or transitioning onto Neocate Syneo from breastmilk is the best option for your baby.

If this is the case, this transition to a new taste and new method of drinking can be a challenge, here are a couple of tips that can help:

- Try expressing some breastmilk and mixing in a small amount of Neocate Syneo to offer to your baby. The Neocate Syneo should be made up as per the instructions before adding it to the expressed breastmilk. Remember to always mix this fresh and discard any of the mixture which is not consumed within one hour.
- With the same principle of a gradual transition from one formula to another, try to increase the amount of Neocate Syneo and decrease the amount of breastmilk until the amount recommended by your Doctor or Dietitian is reached, or unless advised otherwise by your Doctor or Dietitian.

Breastfeeding is the best way to feed your baby. It is important to carefully discuss the introduction of a formula such as Neocate Syneo with your Doctor or Dietitian, and the option to continue breastfeeding where possible.

# GRADUAL TRANSITIONING FROM YOUR CURRENT FORMULA ONTO NEOCATE SYNEO



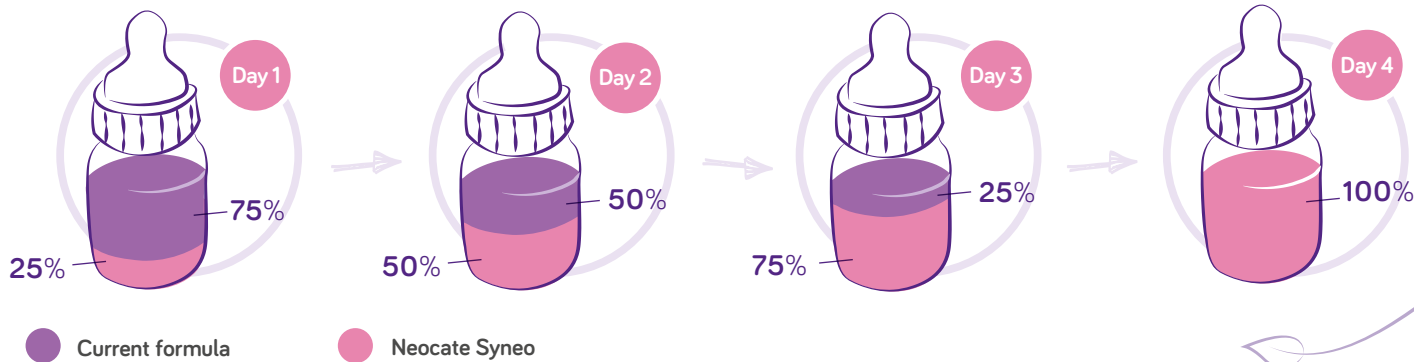
In certain circumstances, particularly in infants older than 6 months, a more gradual transition onto Neocate Syneo may be required. This is so that your child can get used to the difference in taste.

**Day 1.** Mix up your current formula to a total volume of 75% ( $\frac{3}{4}$ ) of the required volume of feed. Mix up Neocate Syneo to the remaining 25% ( $\frac{1}{4}$ ) volume of the feed. Continue to repeat this 'recipe' for each bottle for the rest of the day.

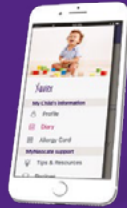
**Day 2.** Mix up your current formula to a total volume of 50% ( $\frac{1}{2}$ ) of the required volume of feed. Mix up Neocate Syneo to the remaining 50% ( $\frac{1}{2}$ ) volume of the feed.

**Day 3 and 4.** Continue to increase the daily volume of Neocate Syneo by 25% until 100% of the formula is Neocate Syneo.

**Note:** if your child accepts the mixture of formulas on day 1 and then does not accept day 2, trial day 1 again, until you have fully moved over onto Neocate Syneo.



# SUPPORTING YOU



## Dedicated Helpline

UK: 08457 623 653

Northern Ireland: 0800 783 4379

## MyNeocate App

Download the MyNeocate App from the Apple App Store for tools, tips, recipes and articles to help you manage your child's allergy.



## Neocate Parent Pack

Materials to help get your baby started on Neocate Syneo, including Recipe Book and Parent Guide.

## [myneocate.co.uk](http://myneocate.co.uk)

A support website full of advice, recipes, videos and FAQs for parents of children who have been prescribed Neocate.

## [cowsmilkallergy.co.uk](http://cowsmilkallergy.co.uk)

A website dedicated to giving you all the information you need on Cow's Milk Allergy.



Nutricia Ltd, White Horse Business Park,  
Newmarket Avenue, Trowbridge, Wiltshire,  
BA14 0XQ, UK.

Nutricia Ireland Ltd,  
Deansgrange Business Park, Deansgrange,  
Co. Dublin

NUTRICIA

SCC 3811 | CL 1910





# APTAMIL PEPTI SYNEO

## PARENT GUIDE



This information is intended for parents or carers of children who have been prescribed Aptamil Pepti Syneo by a Healthcare Professional.

**IMPORTANT NOTICE:** Breastfeeding is best. Aptamil Pepti Syneo is a food for special medical purposes for the dietary management of cow's milk allergy. It should only be used under medical supervision, after full consideration of the feeding options available including breastfeeding. Suitable for use as the sole source of nutrition for infants from birth, and/or as part of a balanced diet from 6 months. Refer to label for details.

Accurate at time of publication: July 2021





# WELCOME



**Welcome to your Aptamil Pepti Syneo Parent Guide.**

Inside this booklet, you will find all of the information that you will need to get your baby started on Aptamil Pepti Syneo.



?

# WHAT IS APTAMIL PEPTI SYNEO?

Aptamil Pepti Syneo is an extensively hydrolysed, hypoallergenic formula with additional friendly bacteria, designed for infants with Cow's Milk Allergy.





# WHAT ARE FRIENDLY BACTERIA?

The friendly bacteria in Aptamil Pepti Syneo are called "*Bifidobacterium breve M-16V* (*B. breve M-16V*)". These bacteria do not contain any milk protein which makes them suitable for babies with Cow's Milk Allergy (CMA). The friendly bacteria have been studied extensively by scientists and have been shown to be not only safe but also well tolerated by babies with CMA.



The preparation instructions for Aptamil Pepti Syneo are different from other formulas, so it is important to check the instructions on the label and follow them carefully. Aptamil Pepti Syneo is prepared using boiled water which has been cooled down to room temperature – this is because very hot water can kill the friendly bacteria, and stop them from working.





# WHY HAS MY BABY BEEN PRESCRIBED APTAMIL PEPTI SYNEO?

Aptamil Pepti Syneo has been prescribed by your Doctor or Dietitian because your baby has been diagnosed with Cow's Milk Allergy which requires an extensively hydrolysed formula.



# HOW LONG WILL APTAMIL PEPTI SYNEO TAKE TO WORK?

After starting your baby on an extensively hydrolysed formula such as Aptamil Pepti Syneo, you may see some symptoms start to improve within the first few days. However for some it may take a little longer than this as your baby's digestive system adjusts to the new diet.

All babies are different and symptom resolution will depend on the severity of the allergy and the symptoms your baby may have.

When you first start giving Aptamil Peti Syneo to your baby it is important to persevere, without introducing any other formula or food, unless otherwise advised by your Doctor or Dietitian. If you do not see some symptom improvement after 14 days, please consult your Doctor or Dietitian.





# GETTING STARTED

Due to their special formulation, hypoallergenic formulas such as **Aptamil Pepti Syneo** will taste and smell different to standard infant formulas. This is nothing to worry about and your baby will most likely adapt well to the new taste and smell.

In the unlikely event that your baby doesn't take to the formula straight away it may take up to a week for them to adapt to the change.

★ Younger babies (less than 6 months) will generally adapt to the new taste quicker than older babies who have been on breastmilk or standard infant milk formula for longer.







# PREPARATION INSTRUCTIONS



THE PREPARATION INSTRUCTIONS FOR APTAMIL PEPTI SYNEO DIFFER TO OTHER FORMULAS YOU BUY IN A SUPERMARKET. PLEASE ALWAYS CHECK THE INSTRUCTIONS ON THE LABEL AND FOLLOW THEM CAREFULLY.



## STEP 1

Wash hands thoroughly and clean the preparation area. Sterilise bottles and teats according to manufacturer's instructions.



## STEP 2

Boil fresh water for 5 minutes or until an electric kettle switches off. **Pour the required amount of water into the sterilised bottle, cover the bottle with the cap and cool down to room temperature. Refer to label for details.**



## STEP 3

Fill the scoop provided with powder and level off with a clean dry knife. Do not press the powder into the scoop. Use only the scoop provided.



## STEP 4

Add the prescribed number of scoops of powder to the water. Replace the cap on the bottle and shake until the powder dissolves.



## STEP 5

Before feeding ensure that the formula is at the correct temperature by placing a few drops on the wrist. Use immediately after reconstitution.



## STEP 6

Formula remaining in the bottle after **one hour** of feeding should be discarded. Formula must not be rewarmed during feeding.



# PREPARING APTAMIL PEPTI SYNEO



## For best results:

- Aptamil Pepti Syneo should be made up as needed and prepared immediately prior to feeding.
- Formula remaining in the bottle after one hour of feeding should be discarded.
- Before using, make sure that all your utensils (i.e. bottles, steriliser, teats etc.) are thoroughly washed and sterilised. This is especially important if they have previously been used to make up another formula.



## How long will it take to cool water to room temperature before adding Aptamil Pepti Syneo?

The time it takes the water to cool down to room temperature will depend on the volume of water in the bottle and the temperature of the room where you are making up the formula. A helpful tip is to test the temperature of the water on the back of your wrist - room temperature water will feel slightly cool to the touch.

At this point you can add the Aptamil Pepti Syneo powder and shake thoroughly. To cool the water to room temperature more quickly, you can place the closed bottle in a cold water bath, or hold under cold running water until the water inside the bottle reaches room temperature.



**DO NOT BOIL OR USE A MICROWAVE OVEN TO PREPARE OR WARM THE FORMULA.**





# WHAT TO EXPECT WHEN FIRST USING APTAMIL PEPTI SYNEO

- When your baby starts taking Aptamil Pepti Syneo you may notice some changes to begin with, such as wind or a change in their stools (poo).

This can be common and is just your baby's body getting used to a different type of feed. These changes usually settle with time, once they have adapted to digesting Aptamil Pepti Syneo.

- You may find your baby has a change in stools. Stools can be softer, or less hard, or change in colour.
- They may also have an increased appetite.

IF YOU ARE STILL CONCERNED, SPEAK TO YOUR DOCTOR OR DIETITIAN





# HELPFUL HINTS & TIPS



- It may take several days or longer before you start to notice a change in your baby's symptoms. Always check with your Doctor or Dietitian if you have any concerns about your baby's symptoms after starting Aptamil Pepti Syneo.
- Introduce Aptamil Pepti Syneo as soon as possible after it has been prescribed.
- Try to make sure your baby is hungry/thirsty when introducing Aptamil Pepti Syneo for the first time.
- If your baby has delayed type reactions or is switching over from a different hypoallergenic formula you can introduce Aptamil Pepti Syneo gradually with the other formula your baby is currently taking (check the next section on gradual transitioning from your current formula onto Aptamil Pepti Syneo).
- If your baby is over 6 months old and able to drink out of a beaker, try offering Aptamil Pepti Syneo from a covered beaker.
- When your baby starts to show signs that they're ready to start weaning, talk to your baby's Doctor or Dietitian who will advise you. Aptamil Pepti Syneo can be added to certain weaning foods; however, you should always speak to your baby's Doctor or Dietitian before introducing weaning foods.





# INTRODUCING YOUR BABY TO APTAMIL PEPTI SYNEO

- Always follow the advice from your Healthcare Professional.
  - From approximately 4–6 months onwards, you may find that your baby may be more reluctant to accept a change in formula straight away. This is common and it can take several attempts to introduce a new taste.
  - If your baby does not successfully manage a straight switch of formula, the following simple guide has been developed to help you with this transition over time. For some children, this may need to be done quite slowly.
- Please see the simple transition guide as an example. It is important to remember however that your child needs to fully transition over to Aptamil Pepti Syneo and stop the original formula.
  - Your Dietitian may advise you to make the proportions smaller or larger depending on the needs of your child or they may advise a different way of introducing Aptamil Pepti Syneo. Always follow the advice of your Healthcare Professional.





# TRANSITIONING FROM BREASTMILK TO APTAMIL PEPTI SYNEO

In certain circumstances, your Doctor or Dietitian might decide that topping up breastfeeds with Aptamil Pepti Syneo or transitioning onto Aptamil Pepti Syneo from breastmilk is the best option for your baby. If this is the case, this transition to a new taste and new method of drinking can be a challenge, here are a couple of tips that can help:

- Try expressing some breastmilk and mixing in a small amount of Aptamil Pepti Syneo to offer to your baby. The Aptamil Pepti Syneo should be made up as per the instructions before adding it to the expressed breastmilk. Remember to always mix this fresh and discard any of the mixture which is not consumed within one hour.
- With the same principle of a gradual transition from one formula to another, try to increase the amount of Aptamil Pepti Syneo and decrease the amount of breastmilk until the amount recommended by your Doctor or Dietitian is reached, or unless advised otherwise by your Healthcare Professional.

**Breastfeeding is the best way to feed your baby. It is important to carefully discuss the introduction of a formula such as Aptamil Pepti Syneo with your Doctor or Dietitian, and the option to continue breastfeeding where possible.**





# GRADUAL TRANSITIONING FROM YOUR CURRENT FORMULA ONTO APTAMIL PEPTI SYNEO

In certain circumstances, particularly in infants older than 6 months, a more gradual transition onto Aptamil Pepti Syneo may be required. This is so that your child can get used to the difference in taste, or settle on the formula more easily if they are sensitive to change.

- **Day 1.** Mix up your current formula to a total volume of 75% ( $\frac{3}{4}$ ) of the required volume of feed. Mix up Aptamil Pepti Syneo to the remaining 25% ( $\frac{1}{4}$ ) volume of the feed. Continue to repeat this 'recipe' for each bottle for the rest of the day.
- **Day 2.** Mix up your current formula to a total volume of 50% ( $\frac{1}{2}$ ) of the required volume of feed. Mix up Aptamil Pepti Syneo to the remaining 50% ( $\frac{1}{2}$ ) volume of the feed.
- **Day 3 and 4.** Continue to increase the daily volume of Aptamil Pepti Syneo by 25% until 100% of the formula is Aptamil Pepti Syneo.

**Note:** if your child accepts the mixture of formulas on day 1 and then does not accept day 2, trial day 1 again, until you have fully moved over onto Aptamil Pepti Syneo.

