

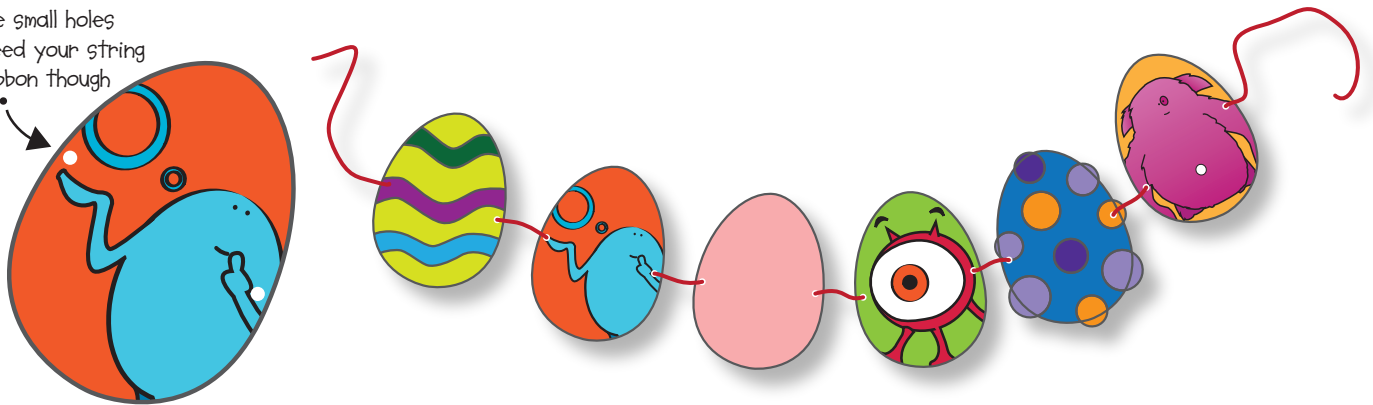
anamix Easter Eggs

Print out the egg template sheets and glue onto stronger card. Have fun colouring—in your eggs. There are Anamix characters, fancy designs plus plain eggs to decorate. Why not go really fancy and add some glitter!

When you have all your eggs decorated ask an adult to cut them out for you. Next comes even more fun. You can join them all together to make...


Easter Bunting

Make small holes to feed your string or ribbon through




An Easter Wreath

Layout your easter eggs in a circle a bit like a clock face...





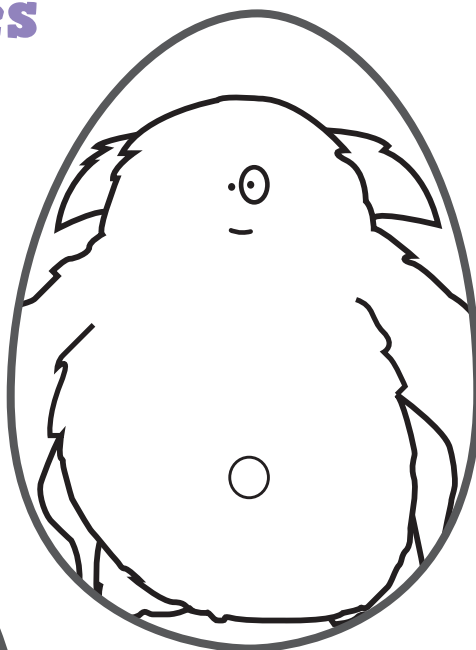


Then bring the eggs towards the middle so they overlap and you can glue edges together.

Once it has dried, put a hole in the top egg so you can put a ribbon through to hang up. You could even add a big fancy bow!



Egg templates
Anamix 6
Characters



Egg templates Patterns & blanks

